

FEHLING...

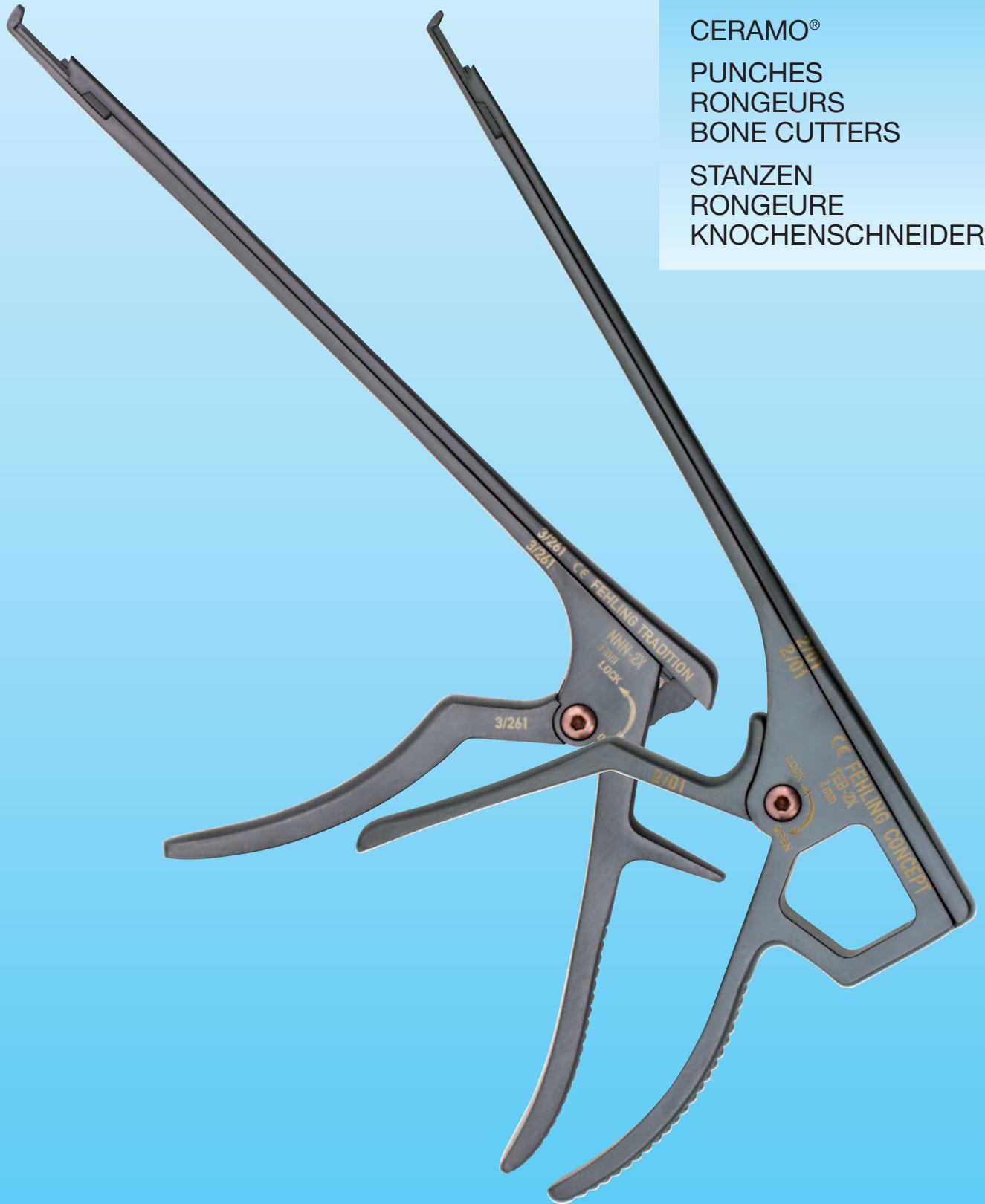
... THE DIFFERENCE

6

CERAMO®

PUNCHES
RONGEURS
BONE CUTTERS

STANZEN
RONGEURE
KNOCHENSCHNEIDER



FEHLING
INSTRUMENTS

Hanauer Landstraße 7A · 63791 Karlstein/Germany · www.fehling-instruments.de



+49 (0) 61 88 - 95 74.40

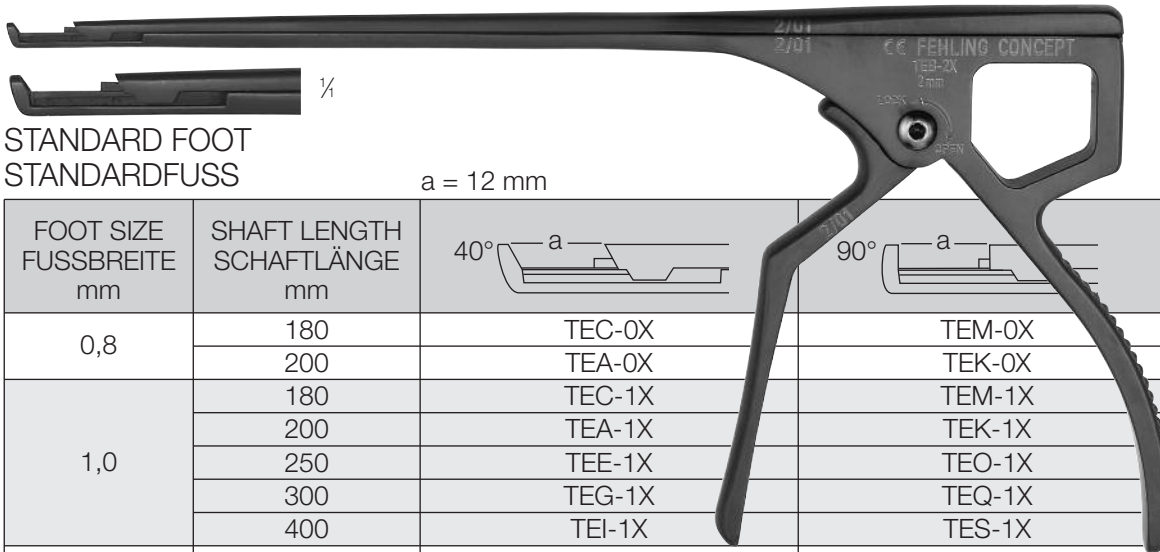


+49 (0) 61 88 - 95 74.45



info@fehling-instruments.de

CERAMO® **CONCEPT X**

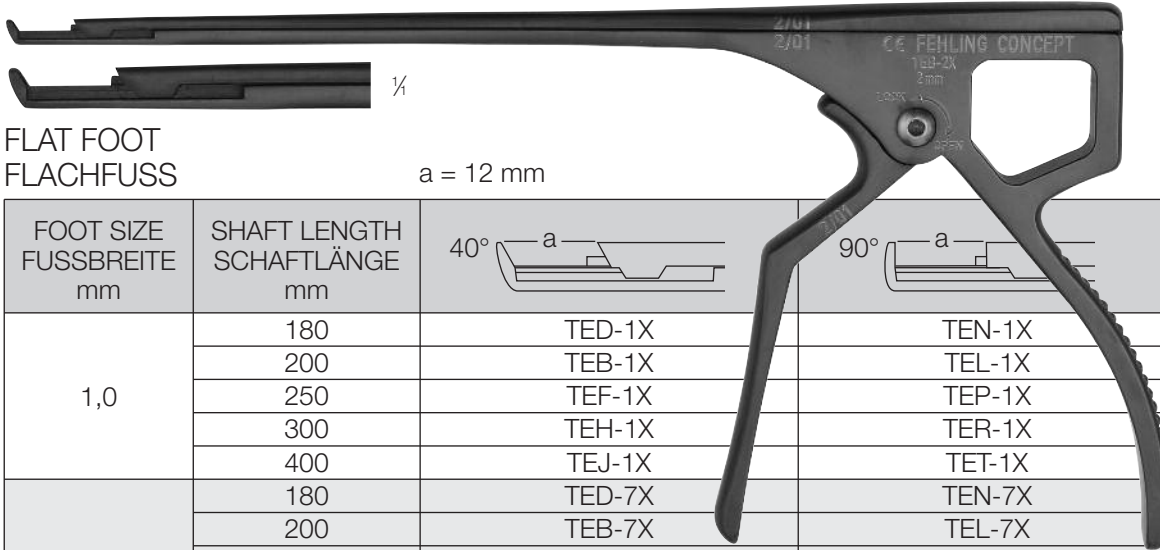


STANDARD FOOT
STANDARDFUSS

a = 12 mm

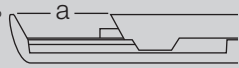
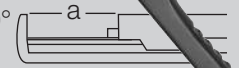
FOOT SIZE FUSSBREITE mm	SHAFT LENGTH SCHAFTLÄNGE mm	40°	90°
0,8	180	TEC-0X	TEM-0X
	200	TEA-0X	TEK-0X
1,0	180	TEC-1X	TEM-1X
	200	TEA-1X	TEK-1X
	250	TEE-1X	TEO-1X
	300	TEG-1X	TEQ-1X
	400	TEI-1X	TES-1X
1,5	180	TEC-7X	TEM-7X
	200	TEA-7X	TEK-7X
	250	TEE-7X	TEO-7X
	300	TEG-7X	TEQ-7X
	400	TEI-7X	TES-7X
2,0	180	TEC-2X	TEM-2X
	200	TEA-2X	TEK-2X
	250	TEE-2X	TEO-2X
	300	TEG-2X	TEQ-2X
	400	TEI-2X	TES-2X
2,5	180	TEC-8X	TEM-8X
	200	TEA-8X	TEK-8X
	250	TEE-8X	TEO-8X
	300	TEG-8X	TEQ-8X
	400	TEI-8X	TES-8X
3,0	180	TEC-3X	TEM-3X
	200	TEA-3X	TEK-3X
	250	TEE-3X	TEO-3X
	300	TEG-3X	TEQ-3X
	400	TEI-3X	TES-3X
3,5	180	TEC-9X	TEM-9X
	200	TEA-9X	TEK-9X
	250	TEE-9X	TEO-9X
	300	TEG-9X	TEQ-9X
	400	TEI-9X	TES-9X
4,0	180	TEC-4X	TEM-4X
	200	TEA-4X	TEK-4X
	250	TEE-4X	TEO-4X
	300	TEG-4X	TEQ-4X
	400	TEI-4X	TES-4X
5,0	180	TEC-5X	TEM-5X
	200	TEA-5X	TEK-5X
	250	TEE-5X	TEO-5X
	300	TEG-5X	TEQ-5X
	400	TEI-5X	TES-5X
6,0	180	TEC-6X	TEM-6X
	200	TEA-6X	TEK-6X
	250	TEE-6X	TEO-6X
	300	TEG-6X	TEQ-6X
	400	TEI-6X	TES-6X

CERAMO® **CONCEPT X**

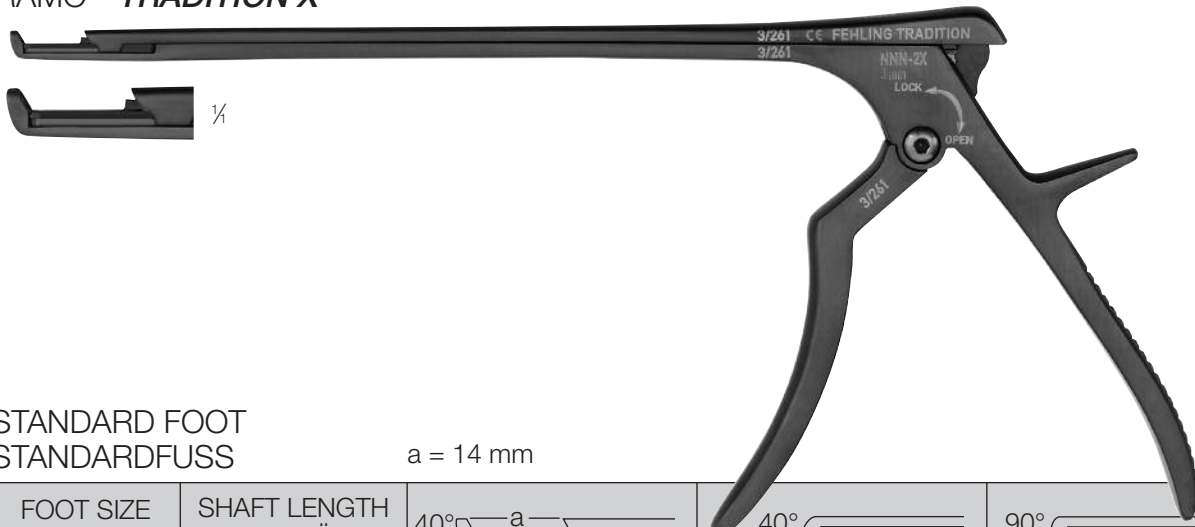


FLAT FOOT
FLACHFUSS

a = 12 mm

FOOT SIZE FUSSBREITE mm	SHAFT LENGTH SCHAFTLÄNGE mm	40° 	90° 
1,0	180	TED-1X	TEN-1X
	200	TEB-1X	TEL-1X
	250	TEF-1X	TEP-1X
	300	TEH-1X	TER-1X
	400	TEJ-1X	TET-1X
1,5	180	TED-7X	TEN-7X
	200	TEB-7X	TEL-7X
	250	TEF-7X	TEP-7X
	300	TEH-7X	TER-7X
	400	TEJ-7X	TET-7X
2,0	180	TED-2X	TEN-2X
	200	TEB-2X	TEL-2X
	250	TEF-2X	TEP-2X
	300	TEH-2X	TER-2X
	400	TEJ-2X	TET-2X
2,5	180	TED-8X	TEN-8X
	200	TEB-8X	TEL-8X
	250	TEF-8X	TEP-8X
	300	TEH-8X	TER-8X
	400	TEJ-8X	TET-8X
3,0	180	TED-3X	TEN-3X
	200	TEB-3X	TEL-3X
	250	TEF-3X	TEP-3X
	300	TEH-3X	TER-3X
	400	TEJ-3X	TET-3X
3,5	180	TED-9X	TEN-9X
	200	TEB-0X	TEL-9X
	250	TEF-9X	TEP-9X
	300	TEH-9X	TER-9X
	400	TEJ-9X	TET-9X
4,0	180	TED-4X	TEN-4X
	200	TEB-4X	TEL-4X
	250	TEF-4X	TEP-4X
	300	TEH-4X	TER-4X
	400	TEJ-4X	TET-4X
5,0	180	TED-5X	TEN-5X
	200	TEB-5X	TEL-5X
	250	TEF-5X	TEP-5X
	300	TEH-5X	TER-5X
	400	TEJ-5X	TET-5X
6,0	180	TED-6X	TEN-6X
	200	TEB-6X	TEL-6X
	250	TEF-6X	TEP-6X
	300	TEH-6X	TER-6X
	400	TEJ-6X	TET-6X

CERAMO® **TRADITION X**



STANDARD FOOT
STANDARDFUSS

a = 14 mm

FOOT SIZE FUSSBREITE mm	SHAFT LENGTH SCHAFTLÄNGE mm	40°	40°	90°
0,8	200	NNB-9X	-	-
1,0	180	NYC-2X	-	-
	200	NNN-0X	-	-
	250	NZY-6X	-	-
	300	NYA-0X	-	-
1,5	180	NYC-1X	-	-
	200	NTI-0X	-	-
2,0	180	NNG-1X	-	-
	200	NNY-0X	NNZ-8X	NVB-7X
	250	NNG-7X	-	-
	300	NNG-8X	-	-
	400	NNG-9X	-	-
2,5	200	NNN-1X	-	NNK-2X
	250	NNL-2X	-	-
	300	NNE-2X	NNF-6X	NNE-6X
	400	NNY-2X	NNX-5X	NNV-5X
3,0	180	NNL-7X	-	-
	200	NNN-2X	NNN-7X	NNK-3X
	250	NNL-3X	NTI-1X	-
	300	NNE-3X	NNF-7X	NNE-7X
	400	NNY-3X	NNX-6X	NNV-6X
3,5	200	NNN-3X	TNC-3X	TNC-5X
4,0	180	NNL-8X	-	-
	200	NNN-4X	NNN-8X	NNK-4X
	250	NNL-4X	-	-
	300	NNE-4X	NNF-8X	NNE-8X
	400	NNY-4X	NNX-7X	NNV-7X
5,0	180	NNL-9X	-	-
	200	NNN-5X	NNN-9X	NNK-5X
	250	NNL-5X	-	-
	300	NNE-5X	NNF-9X	NNE-9X
	400	NNY-5X	NNX-8X	NNV-8X
6,0	180	NVC-0X	-	-
	200	NNN-6X	-	-
	250	NNQ-9X	-	-
	300	NNE-0X	NNG-0X	NNH-0X
	400	NNY-6X	NNX-9X	NNV-9X

CERAMO® **TRADITION X**



FLAT FOOT
FLACHFUSS

a = 14 mm

FOOT SIZE FUSSBREITE mm	SHAFT LENGTH SCHAFTLÄNGE mm	40°	40°	90°
1,0	180	NVU-0X	-	TRB-5X
	200	NZY-8X	-	-
	250	NZY-9X	-	-
	300	NYB-0X	-	-
2,0	180	NVF-7X	-	-
	200	NNR-0X	NTH-7X	-
	250	NNL-1X	-	-
	300	NNX-0X	NVE-8X	-
	400	NVF-9X	-	-
2,5	180	NVF-2X	-	-
	200	NNO-1X	NNO-4X	NNJ-9X
	250	NNK-8X	-	-
	300	NNW-2X	NNT-6X	NNW-6X
	400	NNQ-0X	NNQ-5X	NND-6X
3,0	180	NVF-3X	-	-
	200	NNO-2X	NNO-5X	NNK-0X
	250	NNL-6X	-	-
	300	NNW-3X	NNT-7X	NNW-7X
	400	NNQ-1X	NNQ-6X	NND-7X
3,5	200	NNO-8X	-	-
4,0	180	NVF-4X	-	-
	200	NNO-3X	NNO-6X	NNK-1X
	250	NNK-9X	-	-
	300	NNW-4X	NNT-8X	NNW-8X
	400	NNQ-2X	NNQ-7X	NND-8X
5,0	180	NVF-8X	-	-
	200	NNO-7X	NNO-9X	-
	250	NNL-0X	-	-
	300	NNW-5X	NNT-9X	NNW-9X
6,0	400	NNQ-3X	NNQ-8X	NND-9X
	200	NNO-0X	-	-

CERAMO® *TURNUS**
ROTATABLE SHAFT
DREHBARER SCHAFT

HANDLES / GRIFFE



CONCEPT

TGZ-0



TRADITION

TGZ-6A

*CAUTION: NOT RECOMMENDED FOR USE IN LUMBAR SPINE

*ACHTUNG: TURNUS STANZEN SIND NUR FÜR DIE CHIRURGIE DER HALSWIRBELSÄULE
UND HYPOPHYSE AUSGELEGT

CERAMO® *TURNUS**

ROTATABLE SHAFTS / DREHBARE SCHÄFTE



a = 12 mm

FOOT SIZE FUSSBREITE mm	SHAFT LENGTH SCHAFTLÄNGE mm	STANDARD FOOT STANDARDFUSS		FLAT FOOT FLACHFUSS	
		40° 	90° 	40° 	90°
0,8	180	TGC-0	TGM-0	-	-
	200	TGA-0	TGK-0	-	-
1,0	180	TGC-1	TGM-1	TGD-1	TGN-1
	200	TGA-1	TGK-1	TGB-1	TGL-1
	250	TGE-1	TGO-1	TGF-1	TGP-1
	300	TGG-1	TGQ-1	TGH-1	TGR-1
	400	TGI-1	TGS-1	TGJ-1	TGT-1
1,5	180	TGC-7	TGM-7	TGD-7	TGN-7
	200	TGA-7	TGK-7	TGB-7	TGL-7
	250	TGE-7	TGO-7	TGF-7	TGP-7
	300	TGG-7	TGQ-7	TGH-7	TGR-7
	400	TGI-7	TGS-7	TGJ-7	TGT-7
2,0	180	TGC-2	TGM-2	TGD-2	TGN-2
	200	TGA-2	TGK-2	TGB-2	TGL-2
	250	TGE-2	TGO-2	TGF-2	TGP-2
	300	TGG-2	TGQ-2	TGH-2	TGR-2
	400	TGI-2	TGS-2	TGJ-2	TGT-2
2,5	180	TGC-8	TGM-8	TGD-8	TGN-8
	200	TGA-8	TGK-8	TGB-8	TGL-8
	250	TGE-8	TGO-8	TGF-8	TGP-8
	300	TGG-8	TGQ-8	TGH-8	TGR-8
	400	TGI-8	TGS-8	TGJ-8	TGT-8
3,0	180	TGC-3	TGM-3	TGD-3	TGN-3
	200	TGA-3	TGK-3	TGB-3	TGL-3
	250	TGE-3	TGO-3	TGF-3	TGP-3
	300	TGG-3	TGQ-3	TGH-3	TGR-3
	400	TGI-3	TGS-3	TGJ-3	TGT-3
3,5	180	TGC-9	TGM-9	-	-
	200	TGA-9	TGK-9	-	-
	250	TGE-9	TGO-9	-	-
	300	TGG-9	TGQ-9	-	-
	400	TGI-9	TGS-9	-	-
4,0	180	TGC-4	TGM-4	TGD-4	TGN-4
	200	TGA-4	TGK-4	TGB-4	TGL-4
	250	TGE-4	TGO-4	TGF-4	TGP-4
	300	TGG-4	TGQ-4	TGH-4	TGR-4
	400	TGI-4	TGS-4	TGJ-4	TGT-4
5,0	180	TGC-5	TGM-5	TGD-5	TGN-5
	200	TGA-5	TGK-5	TGB-5	TGL-5
	250	TGE-5	TGO-5	TGF-5	TGP-5
	300	TGG-5	TGQ-5	TGH-5	TGR-5
	400	TGI-5	TGS-5	TGJ-5	TGT-5
6,0	180	TGC-6	TGM-6	TGD-6	TGN-6
	200	TGA-6	TGK-6	TGB-6	TGL-6
	250	TGE-6	TGO-6	TGF-6	TGP-6
	300	TGG-6	TGQ-6	TGH-6	TGR-6
	400	TGI-6	TGS-6	TGJ-6	TGT-6

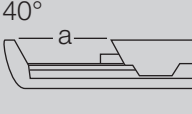
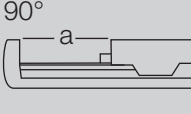
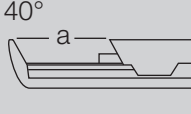
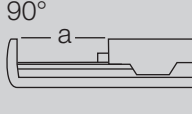
All punches with length 300 and 400 mm are calibrated / Alle Stanzen in den Längen 300 und 400 mm sind graduiert

*See page 6/6 / siehe Seite 6/6

CERAMO® **TURNUS***


ROTATABLE SHAFTS / DREHBARE SCHÄFTE



a = 12 mm		STANDARD FOOT STANDARDFUSS		FLAT FOOT FLACHFUSS	
FOOT SIZE FUSSBREITE mm	WORKING LENGTH ARBEITSLÄNGE mm	40° 	90° 	40° 	90° 
1,0	110	THA-1	THK-1	THB-1	THL-1
	150	THC-1	THM-1	THD-1	THN-1
	180	THE-1	THO-1	THF-1	THP-1
1,5	110	THA-7	THK-7	THB-7	THL-7
	150	THC-7	THM-7	THD-7	THN-7
	180	THE-7	THO-7	THF-7	THP-7
2,0	110	THA-2	THK-2	THB-2	THL-2
	150	THC-2	THM-2	THD-2	THN-2
	180	THE-2	THO-2	THF-2	THP-2
2,5	110	THA-8	THK-8	THB-8	THL-8
	150	THC-8	THM-8	THD-8	THN-8
	180	THE-8	THO-8	THF-8	THP-8
3,0	110	THA-3	THK-3	THB-3	THL-3
	150	THC-3	THM-3	THD-3	THN-3
	180	THE-3	THO-3	THF-3	THP-3
4,0	110	THA-4	THK-4	THB-4	THL-4
	150	THC-4	THM-4	THD-4	THN-4
	180	THE-4	THO-4	THF-4	THP-4
5,0	110	THA-5	THK-5	THB-5	THL-5
	150	THC-5	THM-5	THD-5	THN-5
	180	THE-5	THO-5	THF-5	THP-5
6,0	110	THA-6	THK-6	THB-6	THL-6
	150	THC-6	THM-6	THD-6	THN-6
	180	THE-6	THO-6	THF-6	THP-6

*see page 6/6 / siehe Seite 6/6



SHAFT Ø SCHAFT Ø mm	SHAFT LENGTH SCHAFTLÄNGE mm	40° 
3,0	360	TGW-1
3,5	360	TGW-0

FOR ENDOSCOPY (NO EJECTOR)
FÜR ENDOSKOPIE (KEIN AUSWERFER)

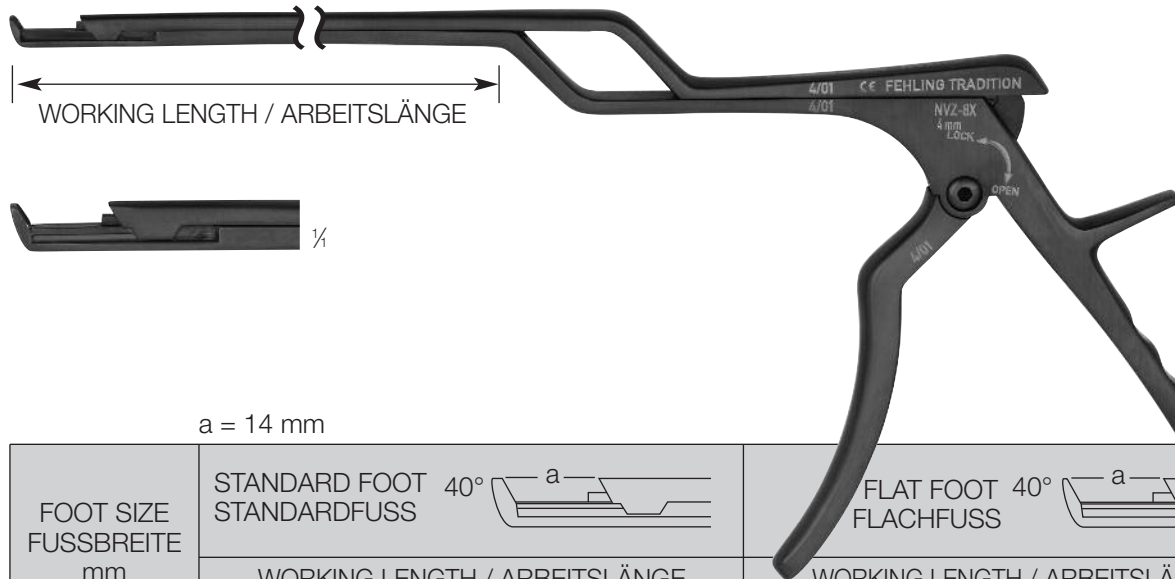
CERAMO® *GENTLE*

BIG HANDLE AND STROKE
GROSSER GRIFF UND HUB



FOOT SIZE FUSSBREITE mm	SHAFT LENGTH SCHAFTLÄNGE mm	STANDARD FOOT STANDARDFUSS		FLAT FOOT FLACHFUSS
		40° 14 mm	40° 19 mm	40° 14 mm
1,0	200	TIA-1	-	TIB-1
	250	TIC-1	-	TID-1
2,0	200	TIA-2	-	TIB-2
	250	TIC-2	-	TID-2
	300	TIE-2	-	TIF-2
3,0	200	TIA-3	TIG-3	TIB-3
	250	TIC-3	TIH-3	TID-3
	300	TIE-3	TIJ-3	TIF-3
4,0	200	TIA-4	TIG-4	TIB-4
	250	TIC-4	TIH-4	TID-4
	300	TIE-4	TIJ-4	TIF-4
5,0	200	TIA-5	TIG-5	TIB-5
	250	TIC-5	TIH-5	TID-5
	300	TIE-5	TIJ-5	TIF-5
6,0	200	TIA-6	TIG-6	TIB-6
	250	TIC-6	TIH-6	TID-6
	300	TIE-6	TIJ-6	TIF-6

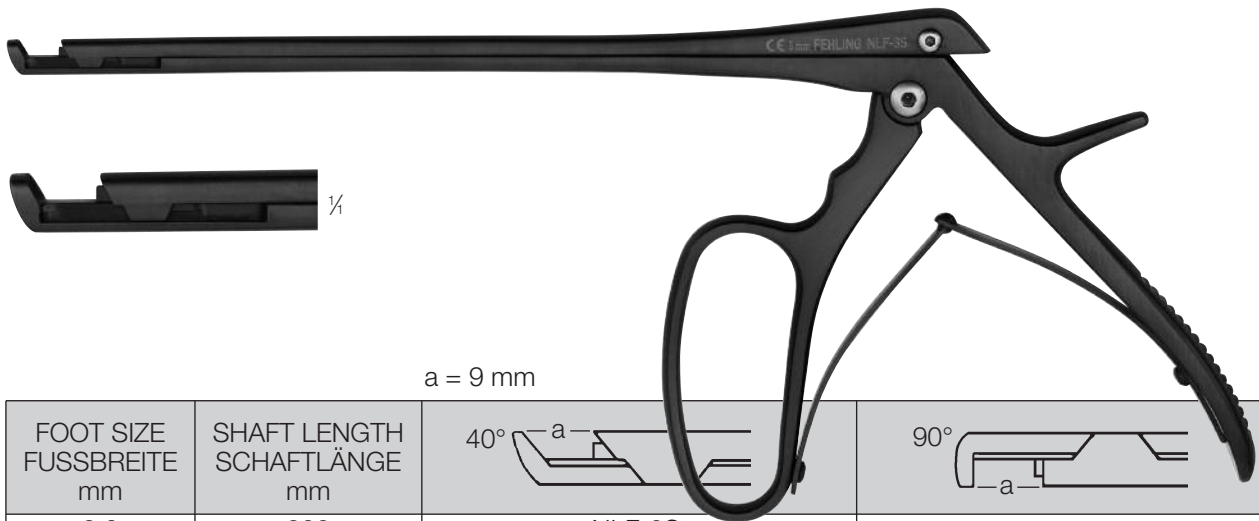
CERAMO® **TRADITION X**



a = 14 mm

FOOT SIZE FUSSBREITE mm	STANDARD FOOT 40° STANDARDFUSS	WORKING LENGTH / ARBEITSLÄNGE		FLAT FOOT 40° FLACHFUSS	WORKING LENGTH / ARBEITSLÄNGE		
		110 mm	140 mm		140 mm	180 mm	200 mm
1,0	NUZ-9X	NVZ-1X	NVZ-0X	NVZ-6X	NVZ-3X	NVD-0X	
2,0	NNU-0X	NVZ-2X	NVA-5X	NVZ-7X	NVZ-4X	NVD-1X	
3,0	NNU-1X	NNU-4X	NNU-7X	NNX-4X	NVA-8X	NVD-6X	
4,0	NNU-2X	NNU-5X	NNU-8X	NVZ-8X	NVZ-5X	-	
5,0	NNU-3X	NNU-6X	NNU-9X	NVZ-9X	NVA-9X	-	

CERAMO® **FIST**



a = 9 mm

FOOT SIZE FUSSBREITE mm	SHAFT LENGTH SCHAFTLÄNGE mm	40°	90°
2,0	200	NLF-0S	-
3,0	200	NLF-1S	NLG-5S
	300	NLF-5S	NLH-1S
	400	NLG-1S	NLH-5S
4,0	200	NLF-2S	NLG-6S
	300	NLF-6S	NLH-2S
	400	NLG-2S	NLH-6S
5,0	200	NLF-3S	NLG-7S
	300	NLF-7S	NLH-3S
	400	NLG-3S	NLH-7S
6,0	200	NLF-4S	NLG-8S
	300	NLF-8S	NLH-4S
	400	NLG-4S	NLH-8S
7,0	300	NLF-9S	-

CERAMO® KERRISON

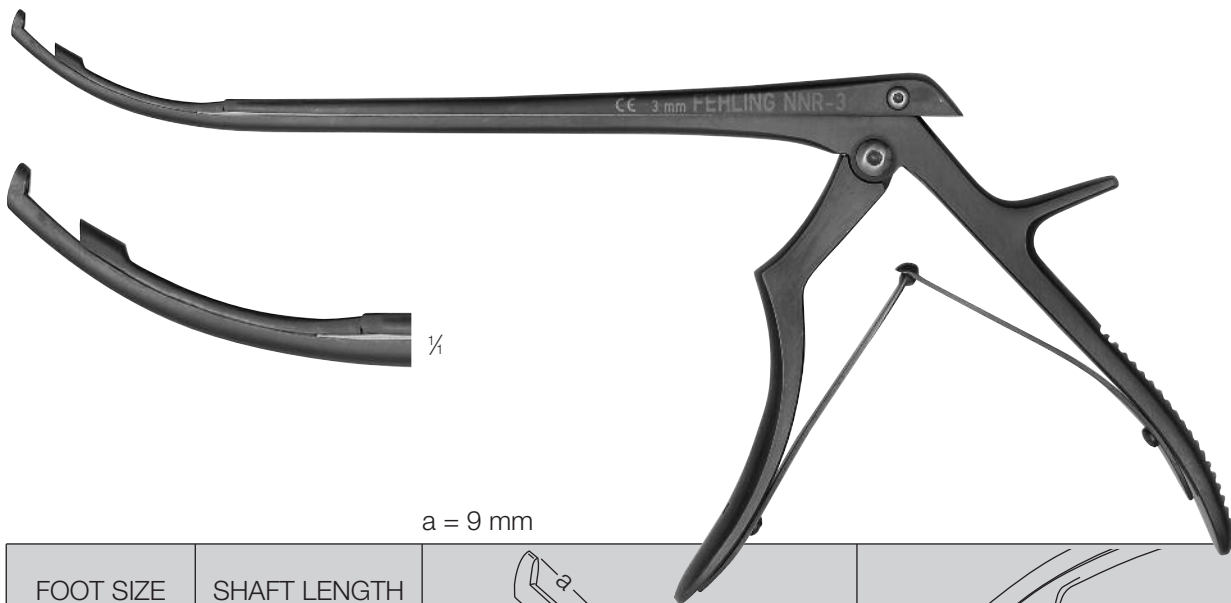


a = 9 mm		STANDARD FOOT STANDARDFUSS			FLAT FOOT FLACHFUSS	
FOOT SIZE FUSSBREITE mm	SHAFT LENGTH SCHAFTLÄNGE mm	40° 	40° 	 90°	40° 	40°
0,8	200	NNA-0S	–	–	–	–
1,0	200	NNA-1S	NNB-1S	NNC-1S	NNS-1S	NNT-1S
	250	–	–	–	NNS-0S	–
	300	NNH-1S	NNH-5S	NNH-7S	NNW-0S	–
	400	NNI-1S	NNI-3S	NNI-5S	–	–
2,0	200	NNA-2S	NNB-2S	NNC-2S	NNS-2S	NNT-2S
	250	–	–	–	NNS-6S	–
	300	NNH-2S	NNH-6S	NNH-8S	NNT-0S	–
	400	NNI-2S	NNI-4S	NNI-6S	–	–
3,0	200	NNA-3S	NNB-3S	NNC-3S	NNS-3S	NNT-3S
	250	–	–	–	NNS-7S	–
4,0	200	NNA-4S	NNB-4S	NNC-4S	NNS-4S	NNT-4S
	250	–	–	–	NNS-8S	–
5,0	200	NNA-5S	NNB-5S	NNC-5S	NNS-5S	NNT-5S
	250	–	–	–	NNS-9S	–
6,0	200	NZD-7S	NNB-0S	NNC-0S	–	–

CERAMO® SUBLAMINAR



FOOT SIZE FUSSBREITE mm	SHAFT LENGTH SCHAFTLÄNGE mm		
2,0	200	NND-2	NVD-2
	250	NVC-2	NVE-2
3,0	200	NND-3	NVD-3
	250	NVC-3	NVE-3
4,0	200	NND-4	NVD-4
	250	NVC-4	NVE-4
5,0	200	NND-5	NVD-5
	250	NVC-5	NVE-5



FOOT SIZE FUSSBREITE mm	SHAFT LENGTH SCHAFTLÄNGE mm		
2,0	200	NNR-9	-
3,0	200	NNR-3	NNR-6
4,0	200	NNR-4	NNR-7
	250	NNR-1	NNR-2
5,0	200	NNR-5	NNR-8

ACCESSORIES FOR X-PUNCHES
ZUBEHÖR FÜR X-STANZEN

FITTING DEVICES
MONTAGEVORRICHTUNGEN



1/8

CONCEPT X
TXW-7X



1/8

TRADITION X
TXW-6X



1/8

GENTLE
TXW-8X



1/2

SCREWDRIVER
SCHRAUBENDREHER
TXX-0X



1/4

SCREWDRIVER
STERILISABLE
SCHRAUBENDREHER
STERILISIERBAR
TXW-9X



TRAY FOR 10 PUNCHES
CONTAINER FÜR 10 STANZEN

515 x 250 x 150 mm

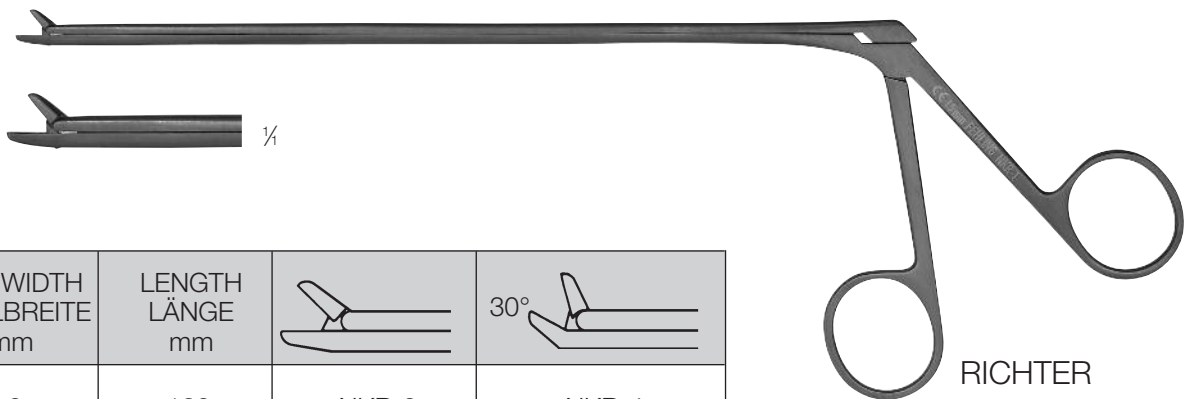
UCA-3

CERAMO®



GRUMME

JAW WIDTH MAULBREITE mm	LENGTH LÄNGE mm		30°	30°
2,0	120	NLO-2	NLO-6	NLN-6
	160	NLT-2	NLT-6	NLV-2
	180	NLU-2	NLU-6	NLV-6
	200	NLX-2	NLX-6	-
3,0	120	NLO-3	NLO-7	NLN-7
	160	NLT-3	NLT-7	NLV-3
	180	NLU-3	NLU-7	NLV-7
	200	NLX-3	NLX-7	-
4,0	120	NLO-4	NLO-8	NLN-8
	160	NLT-4	NLT-8	NLV-4
	180	NLU-4	NLU-8	NLV-8
	200	NLX-4	NLX-8	-
5,0	120	NLO-5	NLO-9	NLN-9
	160	NLT-5	NLZ-9	NLV-5
	180	NLU-5	NLU-9	NLV-9
	200	NLX-5	NLX-9	-

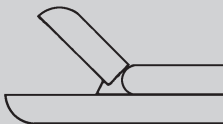
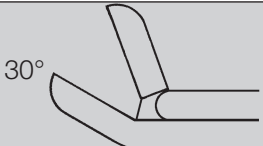


RICHTER

JAW WIDTH MAULBREITE mm	LENGTH LÄNGE mm		30°
1,0	180	NKR-2	NKR-4
1,5	180	NKR-1	NKR-3

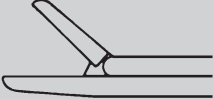
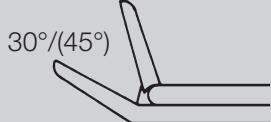

CERAMO®



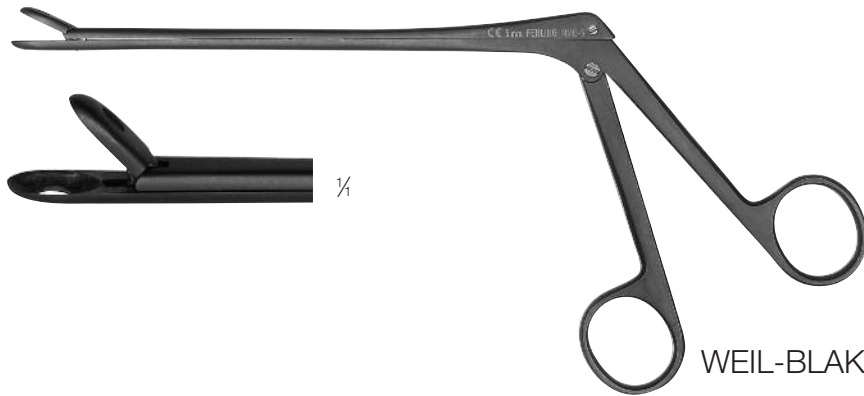
JAW WIDTH MAULBREITE mm	LENGTH LÄNGE mm		30° 
2,0	180	TOC-0	TOF-0
	200	TOG-0	TOH-0
	250	TOI-0	TOJ-0
	300	TOK-0	TON-0
2,5	200	TOG-7	-
3,0	180	TOC-1	TOF-1
	200	TOG-1	TOH-1
	250	TOI-1	TOJ-1
	300	TOK-1	TON-1
	400	TOO-3	TOO-8
3,5	200	TOG-8	-
4,0	180	TOC-2	TOF-2
	200	TOG-2	TOH-2
	250	TOI-2	TOJ-2
	300	TOK-2	TON-2
	400	TOO-4	TOO-9
5,0	180	TOC-3	TOF-3
	200	TOG-3	TOH-3
	250	TOI-3	TOJ-3
	300	TOK-3	TON-3
	400	TOO-5	-
6,0	180	TOC-4	TOF-4
	200	TOG-4	TOH-4
	250	TOI-4	TOJ-4
	300	TOK-4	TON-4
7,0	180	TOC-5	TOF-5
	200	TOG-5	TOH-5
	250	TOI-5	TOJ-5
	300	TOK-5	TON-5
8,0	180	TOC-6	TOF-6
	200	TOG-6	TOH-6
	250	TOI-6	TOJ-6
	300	TOK-6	TON-6

CERAMO®



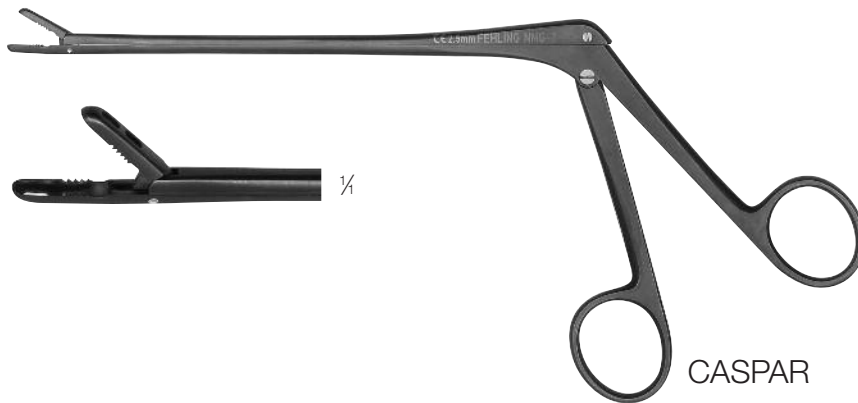
JAW WIDTH MAULBREITE mm	LENGTH LÄNGE mm			
			30°/45°	30°/45°
1,0	180	NMM-1	NMN-1	NMO-1
2,0	160	NMJ-2	NMK-2	NML-2
	180	NMM-2	NMN-2	NMO-2
	250	NMP-2	NMQ-2	NMR-2
	300	NMW-9	NMW-7 (45°)	NMW-8 (45°)
	400	NMK-6	NMT-6 (45°)	NMT-8 (45°)
3,0	160	NMJ-3	NMK-3	NML-3
	180	NMM-3	NMN-3	NMO-3
	250	NMP-3	NMQ-3	NMR-3
	300	NMW-3	NMW-1 (45°)	NMW-2 (45°)
	400	NMK-7	NMT-7 (45°)	NMT-9 (45°)
4,0	160	NMJ-4	NMK-4	NML-4
	180	NMM-4	NMN-4	NMO-4
	250	NMP-4	NMQ-4	NMR-4
	300	NMU-5	NMU-1 (45°)	NMU-2 (45°)
	400	NMK-8	NMU-3 (45°)	NMU-4 (45°)
5,0	160	NMJ-5	NMK-5	NML-5
	180	NMM-5	NMN-5	NMO-5
	250	NMP-5	NMQ-5	NMR-5
	300	NMW-6	NMW-4 (45°)	NMW-5 (45°)
	400	NMK-9	NMU-8 (45°)	NMU-9 (45°)

CERAMO®



WEIL-BLAKESLEY

JAW WIDTH MAULBREITE mm	LENGTH LÄNGE mm		30° 	30°
2,5	130	NMA-2	NMB-2	NMC-2
	160	NMD-2	NME-2	NMF-2
3,0	130	NMA-3	NMB-3	NMC-3
	160	NMD-3	NME-3	NMF-3
4,0	130	NMA-4	NMB-4	NMC-4
	160	NMD-4	NME-4	NMF-4
5,0	130	NMA-5	NMB-5	NMC-5
	160	NMD-5	NME-5	NMF-5
6,0	130	NMA-6	NMB-6	NMC-6
	160	NMD-6	NME-6	NMF-6



CASPAR

JAW WIDTH MAULBREITE mm	LENGTH LÄNGE mm		30° 	30°
2,0	160	NMG-1	NMH-1	NMI-1
	180	NMG-0	NMH-0	-
2,5	160	NMG-2	NMH-2	NMI-2
	180	NMG-6	NMH-6	NMI-6
3,0	160	NMG-3	NMH-3	NMI-3
	180	NMG-7	NMH-7	NMI-7
4,0	160	NMG-4	NMH-4	NMI-4
	180	NMG-8	NMH-8	NMI-8
5,0	160	NMG-5	NMH-5	NMI-5
	180	NMG-9	NMH-9	NMI-9

CERAMO®



JAW WIDTH MAULBREITE mm	LENGTH LÄNGE mm		30° 	30°
3,0	200	NLA-1	NLB-5	NLD-1
	300	NLA-5	NLC-1	NLD-5
	400	NLB-1	NLC-5	NLE-1
4,0	200	NLA-2	NLB-6	NLD-2
	300	NLA-6	NLC-2	NLD-6
	400	NLB-2	NLC-6	NLE-2
5,0	200	NLA-3	NLB-7	NLD-3
	300	NLA-7	NLC-3	NLD-7
	400	NLB-3	NLC-7	NLE-3
6,0	200	NLA-4	NLB-8	NLD-4
	300	NLA-8	NLC-4	NLD-8
	400	NLB-4	NLC-8	NLE-4

CERAMO®



1,5 mm
NKL-8



2 mm
NKL-1



3 mm
NKA-1



4 mm
NKA-2



2 mm
NKA-3



3 mm
NKA-4

BOEHLER
150 mm

½



3 mm

BEYER
180 mm
NKA-5

½



4 mm

ZAUFGAL-JANSEN
180 mm
NKA-6

½



5 mm

RUSKIN
190 mm
NKA-7

½

CERAMO®



MARQUARDT
200 mm



2 mm
NKA-8



3 mm
NKA-9



RUSKIN
230 mm



7 mm
NKB-7



SMITH-PETERSON
240 mm



3 mm
NKB-1



4 mm
NKB-2



5 mm
NKB-3



2 mm
NKB-0



3 mm
NKB-4

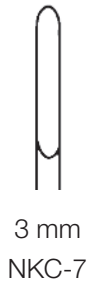


4 mm
NKB-5

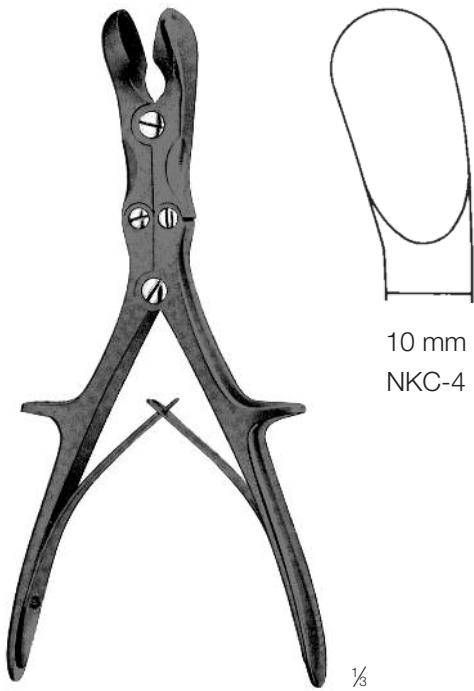


5 mm
NKB-6

CERAMO®

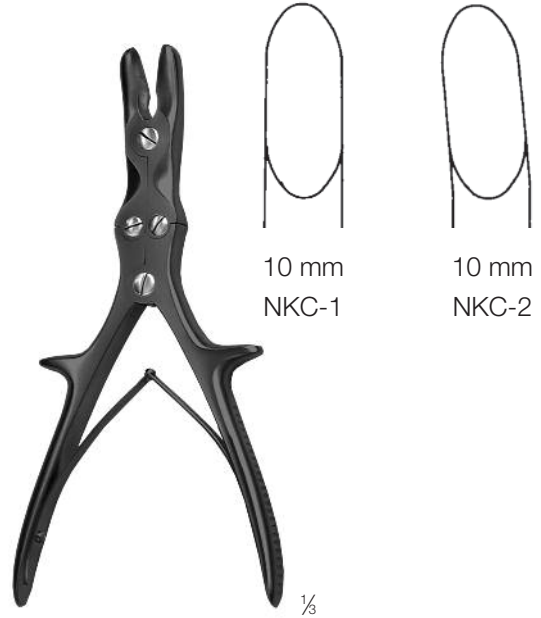


CERAMO®



LUER-STILLE
270 mm

1/3



LUER-STILLE
220 mm

1/3



STILLE
230 mm

1/2




2 mm
NKD-1



3 mm
NKD-2



4 mm
NKD-3



6 mm
NKD-4



8 mm
NKD-5

CERAMO®



LEKSELL
230 mm



2 mm
NKD-0



3 mm
NKD-6



4 mm
NKD-7



6 mm
NKD-8



8 mm
NKD-9



LEKSELL
230 mm



3 mm
NKF-6



4 mm
NKF-7



6 mm
NKF-8



8 mm
NKF-9

CERAMO®



BOEHLER
150 mm

½



NKK-1



NKK-2



RUSKIN-LISTON
190 mm

½



NKK-3



NKK-4



LISTON

½



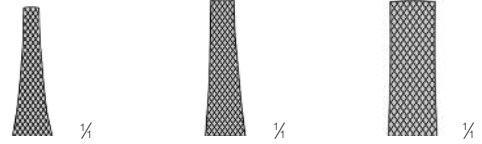
235 mm
NKK-5



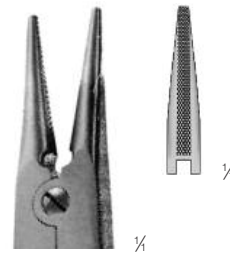
275 mm
NKK-6



WIRE EXTRACTION PLIER
DRAHTAUSZUGSZANGE



LENGTH LÄNGE	EXTRA DELICATE EXTRA FEIN	DELICATE FEIN	LARGE BREIT
150 mm	LAE-6	-	LAE-8
180 mm	LAE-4	LAE-7	LAE-9



ROUND PLIERS
RUNDZANGE
180 mm
LAH-7